



EZHOMES LIMITED

[www.ezhomesworld.com](http://www.ezhomesworld.com)

[info@ezhomesworld.com](mailto:info@ezhomesworld.com)



# EZHOMES 270

27,6 m<sup>2</sup> / 297.08 ft<sup>2</sup>



Certified and guaranteed

# YOUR HOME IN A FEW DAYS

Ezhomes offers the most affordable solution to simplify your life and facilitate your real estate purchase process online, providing the best prices on the market.

Choose simplicity and efficiency. Choose Ezhomes!



## QUICK INSTALLATION

Same day installation  
once it is delivered



## SERVICE & WARRANTY

24 hours, 7 days  
Customer Support




## CERTIFICATION

Tested and Approved



## BEST PRICE

M\$ / \$monthly\*



## EZHOMES 270

Area: 27,6 m<sup>2</sup> / 297.08 Sq/ft

Net Indoor Area: 24.8m<sup>2</sup> / 266.94 Sq/ft

Unfold Size (L\*W\*H).

5960mm x 4634mm x 2728mm

19' 6 41/64" x 15' 2 7/16" \* 8'1 13/32"

Packing Size (L\*W\*H)

5960mm x 2300mm x 2728mm

9' 6 41/64" x 7' 6 35/64" x 8' 1 13/32"

Interior Ceiling Height.

2500mm / 8' 2 27/64"

Toilet Area. 2.5K N/m<sup>2</sup>.

Wind. 3.0K N/m<sup>2</sup>

Dead load of Floor: 0.5K N/m<sup>2</sup>

Live Load of Floor: 2K N/m<sup>2</sup>

## ALL-WEATHER RESILIENCE

The houses are designed to be resilient in all weather conditions with their iconic architecture and flexible design. They feature innovative structures and adapt to diverse environments, settings them apart from conventional designs. Combining architectural tradition, creativity and modern design.



**Rapid installation**  
8-hour assembly



**Seismic resistance**  
Grade9



**Soundproofing**  
> 60db



**Anticorrosion**  
20 years



**Wind resistance**  
250km/h



**Snow load capacity**  
1 kM/m2



**Fire resistance**  
Grade 3 (0.5 hours)



**Service life**  
50 years III

# LAYOUT PLAN



# EXTERIOR: Customizable facades

Various exterior coverings are available to choose from, allowing you to personalize this house and customize it to your tastes and environment.



Facade metal board



Facade cladding composite bricks



Wood composite facade cladding



# REFINED INTERIOR AND FURNITURE

Perfect exterior line  
furniture according to the best trends



# REFINED INTERIOR AND FURNITURE

Perfect exterior line  
furniture according to the best trends





# EXTERIOR LOOKING



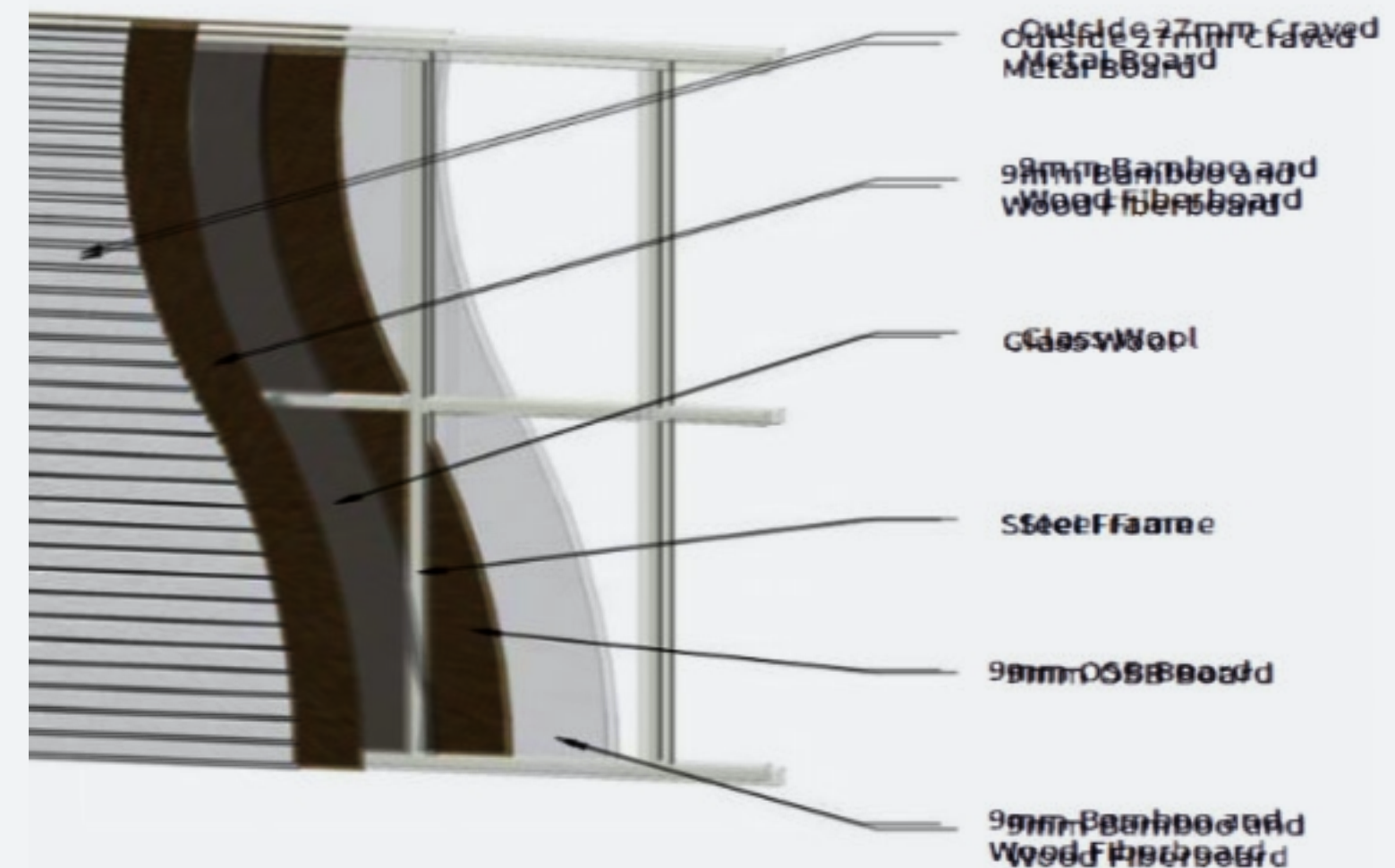


## CEILING MODULE

3 In total, applied 80\*80 steel frame ( Q355, wall thickness 2.5mm), the square tube is galvanized and sprayed with plastic.

0.016" Colored Steel Sheet (Surface AZMI00g/n-f+PE coated 20/5um)+ Steel Frame +3.14" PU+ 0.35mm Bamboo and Wood Fiberboard (Width 23.62 ").

## SECTION VIEW OF FOLDABLE WALLBOARD




# DOOR & WINDOWS MODULE



Aluminum alloy door frame



5+9+5 Double-layer tempered glass



Sealing strip

Aluminum alloy sections



Aluminum alloy window frame

5+9+5 Double-layer tempered glass



Sealing strip


Aluminum alloy sections



# APPLICATION



HOLIDAY HOME



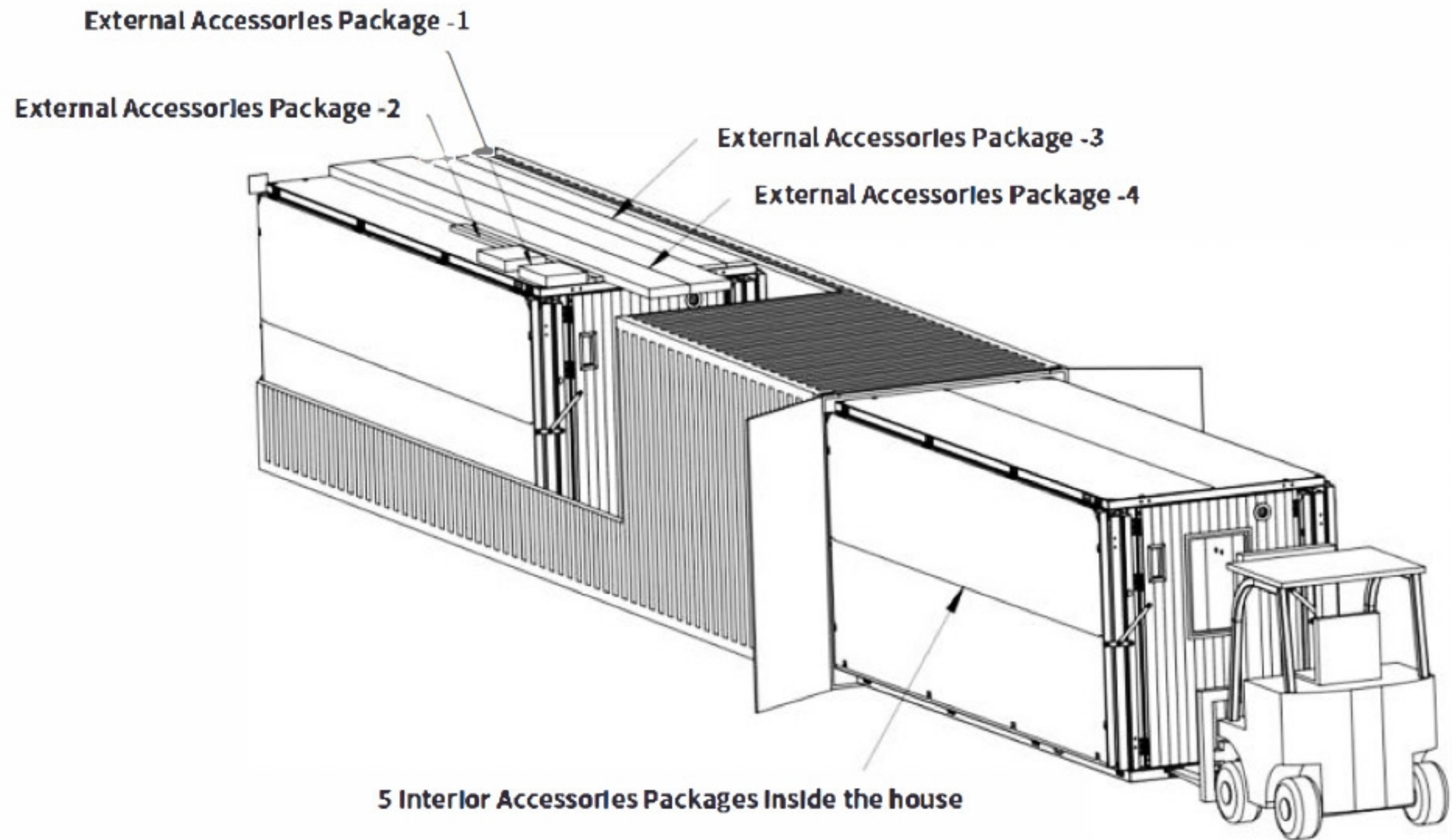
BACKYARD COTTAGE



EMERGENCY SHELTER




# PACKAGE PLAN




## Package Plan

Package size: 235,43" X 84,05" X 100,59 "

40ft HQ container can accommodate 2 sets of SPD.





If you need more information about our services or want to schedule a consultation, please contact our team.

EZHOMES LIMITED

[www.ezhomesworld.com](http://www.ezhomesworld.com)

[info@ezhomesworld.com](mailto:info@ezhomesworld.com)



Reserve  
yours today